

# DirectLOGIC PLC Programming Cables

Since CPUs provide many different communication port possibilities, it is helpful to know exactly which communications cable is required. Use the table below to choose the proper cable:

Family	CPU (or other device)	Port	Cable
<b>DirectLOGIC DL05</b>	All versions	Port 1	D2-DSCBL
		Port 2	D2-DSCBL
	H0-ECOM / ECOM100 (modules)	Only one	**
		D0-DCM (module)	Port 1
<b>DirectLOGIC DL06</b>	All versions	Port 1	D2-DSCBL
		Port 2	D2-DSCBL-1
	H0-ECOM / ECOM100 (modules)	Only one	**
		D0-DCM (module)	Port 1
<b>DirectLOGIC DL105</b>	F1-130 (all versions)	Port 2	D2-DSCBL-1
		Only one	D2-DSCBL
<b>DirectLOGIC DL205</b>	D2-230	Only one	D2-DSCBL
		D2-240	Top port
	D2-250(-1)	Bottom port	D2-DSCBL
		Top port	D2-DSCBL
	D2-260	Bottom port	D2-DSCBL-1
		Top port	D2-DSCBL
	D2-DCM (module)	Only one	D2-DSCBL
	H2-ECOM (-F) / ECOM100	Only one	D2-DSCBL-1
<b>DirectLOGIC DL305</b>	D3-330/D3-330P	Top port	D2-DSCBL
		Bottom port	D2-DSCBL
	D3-340	Top port	D2-DSCBL
		Bottom port	D3-DSCBL-2
	D3-350	Only one	D3-DSCBL-2
D3-DCM (module)	Only one	D3-DSCBL-2	
<b>DirectLOGIC DL405</b>	D4-430/D4-440	Top port (15-pin)	D4-DSCBL
		Bottom port (25-pin)	D3-DSCBL-2
	D4-450	Phone jack	D2-DSCBL
		Top port (15-pin)	D4-DSCBL
	D4-DCM (module)	Bottom port (25-pin)	D3-DSCBL-2
		Only one	D3-DSCBL-2
H4-ECOM (-F) / ECOM100	Only one	**	
Slice I/O (module)	Only one	D4-DSCBL	
<b>GE® Series 1</b>	IC610CPU105/106	Requires DCU*	D3-DSCBL-2
<b>T1305™/SIMATIC® T1305™</b>	325-07, PPX:325-07	Requires DCU*	D3-DSCBL-2
	330-37, PPX:330-37	Requires DCU*	D3-DSCBL-2
	325S-07 (or 325 with stage kit)	Requires DCU*	D3-DSCBL-2
	330S-37, PPX:330S-37	Requires DCU*	D3-DSCBL-2
	335-37, PPX:335-37	Phone jack	D3-DSCBL-1
If DCU is used*		D3-DSCBL-2	
<b>T1405™/SIMATIC® T1405™</b>	425-CPU, PPX:425-CPU	If DCU is used*	D4-DSCBL
	N/A, PPX:430-CPU	Top port (15-pin)	D4-DSCBL
		Bottom port (25-pin)	D3-DSCBL-2
	435-CPU, PPX:435-CPU	Top port (15-pin)	D4-DSCBL
		Bottom port (25-pin)	D3-DSCBL-2
Smart slice	Only one	D4-DSCBL	

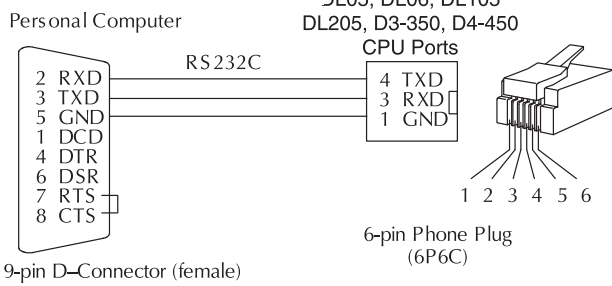
\* Requires RS232 Data Communications Unit (D3-232-DCU).

\*\*Requires standard Ethernet twisted pair cable (HX-ECOM) or standard fiber optic cable (HX-ECOM-F).

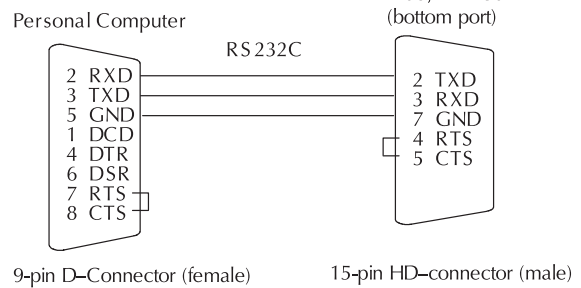
# DirectLOGIC PLC Programming Cables

Pin labeling conforms to IBM DTE and DCE standards

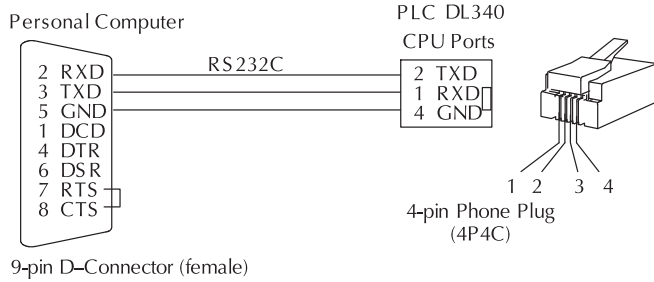
## D2-DSCBL <--->



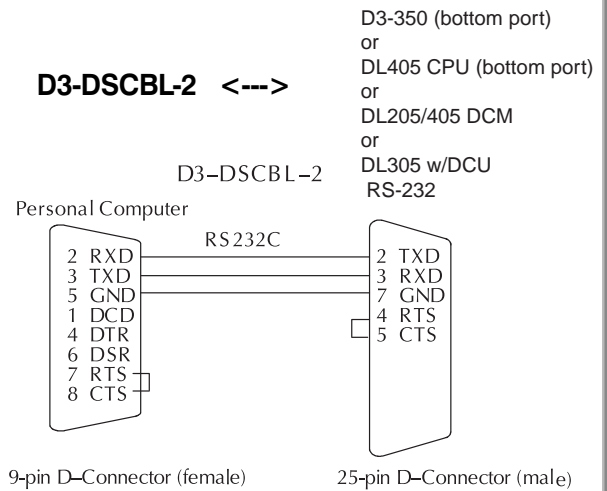
## D2-DSCBL-1 <--->



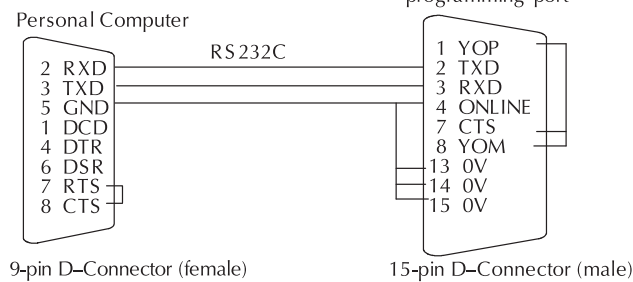
## D3-DSCBL-1 <--->



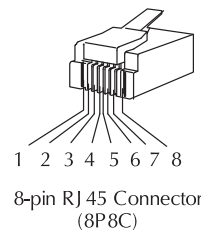
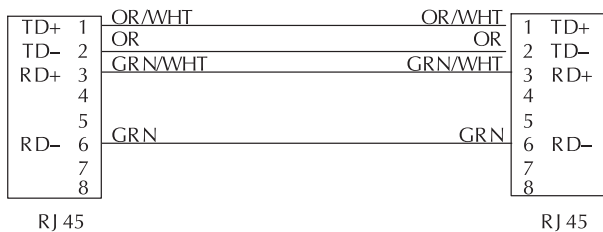
## D3-DSCBL-2 <--->



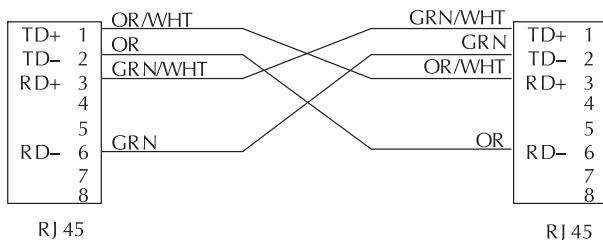
## D4-DSCBL <--->



## Straight-through Patch Cable (Ethernet)



## Crossover Cable (Ethernet)



All Ethernet and ECOM patch cables should be Category 5, UTP Cable. The diagram illustrates the appropriate wire position in the RJ 45 connector.



Company Information

Systems Overview

Programmable Controllers

Field I/O

Software

C-more & other HMI

Drives

Soft Starters

Motors & Gearbox

Steppers/Servos

Motor Controls

Proximity Sensors

Photo Sensors

Limit Switches

Encoders

Current Sensors

Pressure Sensors

Temperature Sensors

Pushbuttons/Lights

Process

Relays/Timers

Comm.

Terminal Blocks & Wiring

Power

Circuit Protection

Enclosures

Tools

Pneumatics

Safety

Appendix

Product Index

Part # Index