

SOLO Temperature Controllers 1/4 DIN

SL9696 Series



Features

- 1/4 DIN panel size
- PID with Autotune
- Thermocouple, RTD, mA, mV and voltage inputs.
- 2 event inputs
- Output #1: Relay, Voltage Pulse, Current or Linear Voltage
- Output #2: Relay or Voltage Pulse for control or Alarm output
- RS-485 communications port
- UL, CUL and CE approvals



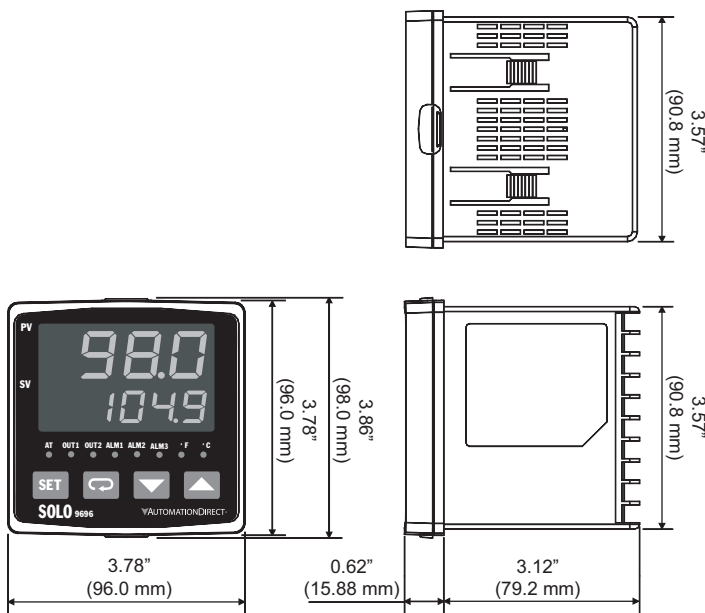
Note: A set of mounting clips and a 249 Ω resistor are included.

Extra mounting clips are available (Part Number: SL-CLP-2, Qty: 20 per package)

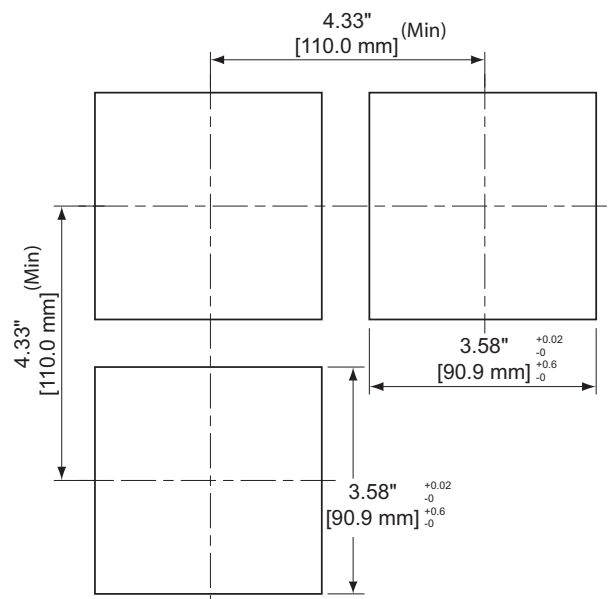
Output Specifications						
Part Number	Price	Input Voltage	Output #1	Output #2 / Alarm #3*	Alarm #1	Alarm #2
SL9696-RRE	<--->	100 - 240 VAC	Relay - SPDT	Relay - SPDT	Relay - SPST	Relay - SPST
SL9696-VRE		100 - 240 VAC	Voltage Pulse	Relay - SPDT	Relay - SPST	Relay - SPST
SL9696-CRE		100 - 240 VAC	Current	Relay - SPDT	Relay - SPST	Relay - SPST
SL9696-LRE		100 - 240 VAC	Linear Voltage	Relay - SPDT	Relay - SPST	Relay - SPST
SL9696-RRE-D		24 VDC	Relay - SPDT	Relay - SPDT	Relay - SPST	Relay - SPST
SL9696-VVE		100 - 240 VAC	Voltage Pulse	Voltage Pulse	Relay - SPST	Relay - SPST
SL9696-CVE		100 - 240 VAC	Current	Voltage Pulse	Relay - SPST	Relay - SPST
SL9696-LVE		100 - 240 VAC	Linear Voltage	Voltage Pulse	Relay - SPST	Relay - SPST

*Output #2 can be configured as control output #2 or as Alarm #3

Dimensions



Minimum Cutout and Spacing



For wiring diagrams go to www.automationdirect.com's Documentation section.

SOLO Temperature Controllers

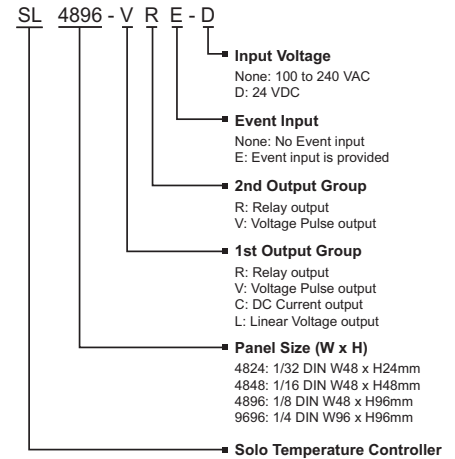
Overview

AutomationDirect's SOLO series includes single-loop dual-output temperature controllers that can control both heating and cooling simultaneously. There are four types of control modes: PID, ON/OFF, Ramp/Soak and Manual. Depending upon the model of controller, the available outputs include relay, voltage pulse, current, and linear voltage. There are up to three alarm outputs available. (The SL4824 series supports only one alarm output.) Select from seventeen alarm types in the initial setting mode. SOLO controllers can accept various types of thermocouple, RTD, or analog inputs. SOLO controllers have a built-in RS-485 interface using Modbus slave (ASCII or RTU) communication protocol.

Features

- 1/32 DIN, 1/16 DIN, 1/8 DIN, or 1/4 DIN panel size
- 2 line x 4 character 7-segment LED display for Process value (PV): Red color, and Set Point (SV): Green color
- PID control with Autotune (AT) function
- Accepts eleven types of thermocouples, two types of Pt100 RTD temperature sensors, and DC mA, mV, and Volt signals
- Selectable between °F and °C for thermocouple or RTD inputs.
- 0°C to 50 °C operating temperature range
- Up to three alarm groups, each with seventeen available alarm types.
- Four possible control output options depending on model; Relay, Voltage Pulse, Current, and Linear Voltage.
- Baud rates up to 38.4K bps.
- Thermocouple and Platinum RTD sample rates at 400 ms per scan
- Analog sample rate at 150 ms per scan
- 64 levels of Ramp / Soak control
- Two optional Event Inputs available in 1/8 DIN and 1/4 DIN sizes
- UL, CUL, and CE agency approvals





SOLO Controller Part Number Key



Specifications	
Input Power Requirements	100 to 240 VAC 50 / 60 Hz or 24 VDC
Operation Voltage Range	AC: 85 VAC to 264 VAC or DC: 21.6 VDC to 26.4 VDC
Power Consumption	5 VA Max
Memory Protection	EEPROM 4K bit, number of writes 100,000
Control Mode	PID, ON/OFF, Ramp / Soak control or Manual
Input Accuracy	Less than ± 0.2% full scale (except thermocouple R, S, & B types) Max ± 3° (thermocouple R, S, & B types)
Vibration Resistance	10 to 55 Hz, 10 m/s ² for 10 min, each in X, Y and Z directions
Shock Resistance	Max. 300 m/s ² , 3 times in each 3 axes, 6 directions
Ambient Temperature Range	32°F to 122°F (0°C to 50°C)
Storage Temperature Range	-4°F to 149°F (-20°C to 65°C)
Altitude	2000m or less
Relative Humidity	35% to 80% (non-condensing)
RS-485 Communication	Modbus slave ASCII / RTU protocol
Transmission Speed	2400, 4800, 9600, 19.2K, 38.4K bps
IP Rating	IP65: Complete protection against dust and low pressure spraying water from all directions. (inside suitable enclosure)
Agency Approvals	UL, CUL, CE (UL file number E311366)
Pollution Degree	Degree 2 - Normally, only non-conductive pollution occurs. Temporary conductivity caused by condensation is to be expected
Input Types	
• Thermocouple*	K, J, T, E, N, R, S, B, L, U, TXK (400 ms per scan)
• Platinum RTD	3-wire Pt100, JPt100 (400 ms per scan)
• Analog	0-50 mV, 0-5V, 0-10V, 0-20 mA, 4-20 mA (150 ms per scan)
Control Output Options	
• Relay (R)	SL4824, SL4848: SPST max. resistive load 3A @ 250 VAC SL4896, SL9696: SPDT max. resistive load 5A @ 250 VAC SL4824, SL4848: SPST max. resistive load 3A @ 30 VDC SL4896, SL9696: SPDT max. resistive load 5A @ 30 VDC
• Voltage Pulse (V)	DC 14V Max, output current 40mA Max
• Current (C)	DC 4-20 mA output (Load resistance: Max 600 Ω)
• Linear Voltage (L)	DC 0-10V (Load resistance Min 1KΩ)
*Note: Use only ungrounded thermocouples.	

SOLO Controller Selection Guide

SOLO Temperature Controller Selection Guide

Series		Part Number	Price	Dimensions	Input Voltage	Control Output 1	Control Output 2	Event Inputs	Alarm Outputs	RS-485 Port
SL4824		SL4824-RR	<--->	W - 48mm H - 24mm D - 103mm (1/32 DIN)	100 - 240 VAC	Relay - 3A, SPST	Relay - 3A, SPST	N/A	Control Output 2 can be used as Alarm 1	
		SL4824-VR			100 - 240 VAC	Voltage Pulse				
		SL4824-CR			100 - 240 VAC	Current				
		SL4824-LR			100 - 240 VAC	Linear Voltage				
		SL4824-RR-D			24 VDC	Relay - 3A, SPST				
		SL4824-VR-D			24 VDC	Voltage Pulse				
		SL4824-CR-D			24 VDC	Current				
SL4848		SL4848-RR	<--->	W - 48mm H - 48mm D - 90mm (1/16 DIN)	100 - 240 VAC	Relay - 3A, SPST	Relay - 3A, SPST	N/A	Alarm 1 and Alarm 2 are 3A, SPST Relays with a shared common. Control Output 2 can be used as Alarm 3	
		SL4848-VR			100 - 240 VAC	Voltage Pulse				
		SL4848-CR			100 - 240 VAC	Current				
		SL4848-LR			100 - 240 VAC	Linear Voltage				
		SL4848-RR-D			24 VDC	Relay - 3A, SPST				
		SL4848-VR-D			24 VDC	Voltage Pulse				
		SL4848-CR-D			24 VDC	Current				
		SL4848-VV			100 - 240 VAC	Voltage Pulse	Voltage Pulse	Alarm 1 and Alarm 2 are 3A, SPST Relays with a shared common.		
		SL4848-CV			100 - 240 VAC	Current				
		SL4848-LV			100 - 240 VAC	Linear Voltage				
SL4896		SL4896-RRE	<--->	W - 48mm H - 96mm D - 92mm (1/8 DIN)	100 - 240 VAC	Relay - 5A, SPDT	Relay - 5A, SPDT	Event 1 / Event 2	Alarm 1 and Alarm 2 are 3A, SPST Relays. Control Output 2 can be used as Alarm 3	
		SL4896-VRE			100 - 240 VAC	Voltage Pulse				
		SL4896-CRE			100 - 240 VAC	Current				
		SL4896-LRE			100 - 240 VAC	Linear Voltage				
		SL4896-RRE-D			24 VDC	Relay - 5A, SPDT				
		SL4896-VRE-D			24 VDC	Voltage Pulse				
SL9696		SL9696-RRE	<--->	W - 96mm H - 96mm D - 95mm (1/4 DIN)	100 - 240 VAC	Relay - 5A, SPDT	Relay - 5A, SPDT	Event 1 / Event 2	Alarm 1 and Alarm 2 are 3A, SPST Relays	
		SL9696-VRE			100 - 240 VAC	Voltage Pulse				
		SL9696-CRE			100 - 240 VAC	Current				
		SL9696-LRE			100 - 240 VAC	Linear Voltage				
		SL9696-RRE-D			24 VDC	Relay - 5A, SPDT				
		SL9696-VRE-D			24 VDC	Voltage Pulse				
		SL9696-CVE			100 - 240 VAC	Current	Voltage Pulse			
		SL9696-LVE			100 - 240 VAC	Linear Voltage				

*Notes: EVENT1 input is a normally open contact input that controls the output(s) of the controller. All controller outputs are disabled when the contact is closed.

EVENT2 input is a normally open contact input that switches the control parameter group between two control parameter groups based on the state of EVENT2. If the contact is open, the primary control parameter group is used for all parameters and outputs. If the contact is closed, the secondary control parameter group is used for all parameters and outputs. Each temperature setting value has individual control parameters.

SOLO Controller Selection Guide, continued

Available Input Types

All SOLO temperature controllers support these input types.

Thermocouple Type and Range*	
Input Temperature Sensor Type	Temperature Range
Thermocouple TXK type	-328 to 1472°F (-200 to 800°C)
Thermocouple U type	-328 to 932°F (-200 to 500°C)
Thermocouple L type	-328 to 1562°F (-200 to 850°C)
Thermocouple B type	212 to 3272°F (100 to 1800°C)
Thermocouple S type	32 to 3092°F (0 to 1700°C)
Thermocouple R type	32 to 3092°F (0 to 1700°C)
Thermocouple N type	-328 to 2372°F (-200 to 1300°C)
Thermocouple E type	32 to 1112°F (0 to 600°C)
Thermocouple T type	-328 to 752°F (-200 to 400°C)
Thermocouple J type	-148 to 2192°F (-100 to 1200°C)
Thermocouple K type	-328 to 2372°F (-200 to 1300°C)

*Note: Use only ungrounded thermocouples.

RTD Type and Range	
Input Temperature Sensor Type	Temperature Range
Platinum Resistance (Pt100)	-328 to 1112°F (-200 to 600°C)
Platinum Resistance (JPt100)	-4 to 752°F (-20 to 400°C)

Voltage Input Type and Input Range	
Voltage Input Type	Engineering Range
0~50mV Analog Input	-999 to 9999
0V~10V Analog Input	-999 to 9999
0V~5V Analog Input	-999 to 9999

Current Input Type and Range	
Current Input Type	Engineering Range
4~20mA Analog Input	-999 to 9999
0~20mA Analog Input	-999 to 9999

User Configurable Output Options	
Control Output 1	Control Output 2
Heating	(Alarm 1)
Cooling	(Alarm 1)
Heating	Cooling
Cooling	Heating

Mounting Clips			
Series	Part Number	Pkg. Qty.	Price
SL4824	SL-CLP-1	8	<--->
SL4848	SL-CLP-2	20	<--->
SL4896			
SL9696			

Simple Configuration and Control

FREE configuration and monitoring software

That's right, FREE! Configuration and monitoring software (SL-SOFT, downloadable from our Web site) allows you to configure each controller with ease and gives you data analysis capabilities for up to 10 units simultaneously.



FREE software that's easy-to-use and intuitive, with a GUI that makes setting up the SOLO series of temperature controllers a breeze.
(Download at <http://support.automationdirect.com/downloads.html>)

Process control setup made easy

All units support RS-485 serial communications (up to 38.4K bps), which allows you to use the free configuration software [SL-SOFT] to configure and monitor multiple SOLO controllers using Modbus RTU or Modbus ASCII protocols. For even simpler setup, the controller can be configured manually with the user-friendly keypad on each unit.

Collect and act on data

Using RS-485 communications, the SL-SOFT utility provides the ability to monitor and log historical data, using the built-in trending graph, from up to ten devices and save it to a .txt file. The RS-485 port can also provide connection to any HMI, PC or PLC supporting industry-standard Modbus RTU or Modbus ASCII protocol. This allows you to collect, monitor and have your application react to data being read from the SOLO controllers.

PLC Connection

Use a PLC to collect data from the controllers and then have your program trigger events based on the values



HMI Connection

Use an operator interface to collect data and monitor your process.



PC Connection

Use a PC to configure and monitor your SOLO controllers with SL-SOFT. Use the trending graph to monitor and log historical data.

