

Enclosure Accessories - Lighting



WDL026SWLT120



WKL025SWLT120

Use where illumination is needed inside an enclosure. WDL series is available with motion sensor or on/off switch. With optional holder kit, WDL series lights can be "hand-held" for spot illumination.

Motion sensor version detects the motion of the enclosure door being opened and automatically turns light on. The sensor is factory pre-set to turn light off five minutes after motion ceases. The motion sensor does not detect movement through glass or fiberglass, thus allowing installation in enclosures with windows or glass doors.

- Uses fluorescent lamps
- Light color/temp is bright white
- Holder and lamp housing manufactured from UL94-V0, impact resistant plastic
- Connection: 4-pole terminal, max. AWG 14 for power supply and parallel wiring of two lights
- Includes mounting screws

Enclosure Shipping Schedule

Same day	1 - 7 days	1 - 10 days
----------	------------	-------------

Color indicates shipping lead time in business days.

Lighting Unit Part Numbers	Price	Operating Voltage	Outlet Receptacle	Activation Method	Light Intensity (LM)	Watts (W)	Lamp Current (HRS)	Dimensions HxWxD
WDL026SWLT120	<--->	110-120	No	Switch on housing	1,000	20	10,000	3.93x15.6x2.6 (100x396x67)
WDL026MSLT120	<--->	110-120	No	Passive infrared motion sensor	1000	20	10,000	3.93x15.6x2.6 (100x396x67)
WKL025SWLT120	<--->	110-120	Yes	Switch on housing	900	9	5,000	2.55x14x2.55 (65x355x65)

Note: Dimensions in inches (millimeters); letters in table correspond to letters on dimensional drawings.

Mounting plates for WDL series lights

Part Number	Price	Description
WDL026MAG	<--->	Two magnet mounting plates
WDL026SEAD	<--->	Self-adhesive mounting plates

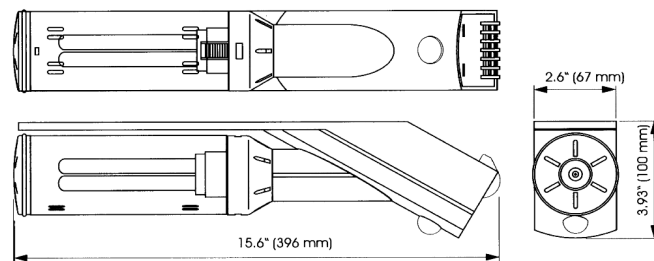
Light holder for WDL series lights



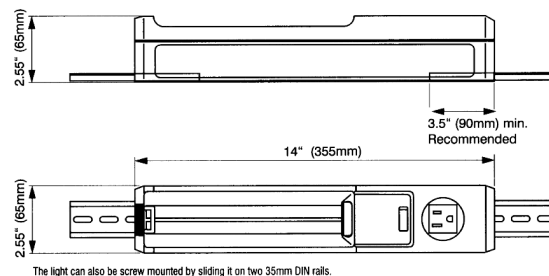
Part Number	Price	Description
LHPC02	<--->	Light holder (self-adhesive back to mount) with 10' power cord

Dimensions

WDL Series



WKL Series





Enclosure Accessories - LED Lights, Magnet or Screw Mounted



Magnet mount, includes part numbers 025400-00, 025401-00, 025410-00 and 025411-00



Screw mount, includes part numbers 025400-01, 025401-01, 025410-01 and 025411-01

Applications

The LED light series is suitable for all types of panels and enclosures, especially where space is at a premium. These lights have a very long service life due to the use of LED technology.

They are available with powerful non-slip rubberized magnets allowing them to be easily positioned in any steel enclosure. Screw mounting is also available as an option. The power output allows up to 10 lights to be connected to each other (daisy chain) with both the input and output plugs snap-locking into place.

Features

- Energy-saving LED technology
- Wide voltage range
- Integrated power unit
- Magnet or screw mount
- Wide variety of connections
- On/Off switch or motion sensor
- There are no mounting orientation restrictions.



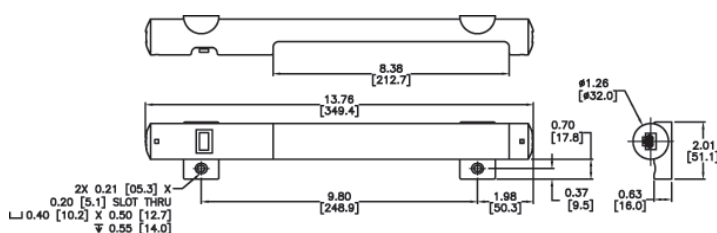
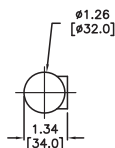
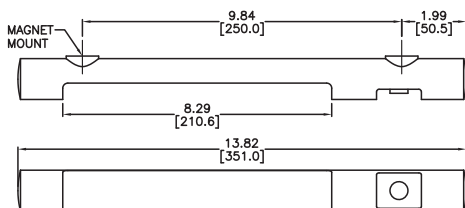
LED Lights Specifications	
Power Consumption	Max. 5W (~75 W incandescent bulb)
Luminosity	900 Lm
Lamp Type	LED, 120° angle of radiation; light color - daylight, color temperature - 6,500 K
Service Life	60,000 hrs. at 68°F (20°C)
Connection	2-pole plug with snap lock (order separately)
Housing	Polycarbonate translucent
Mounting	Magnet or M5 screws (not included), 9.8" (250 mm) centers
Operating Temperature	-22° to 140°F (-30° to 60°C)
Storage Temperature	-40° to 185°F (-40° to 85°C)
Protection Class	II (double insulated)
Protection Type	IP20
Accessories	Input and output plug, cable for supply or connection
Approvals	CE, UL Recognized File No.: E234324, RoHS compliant

Part Number	Price	Mount Type	Operating Voltage	Switch Type	Weight (approx.)
025400-00	<--->	Magnet Mount	100-240 VAC, 50/60 Hz (min. 90 VAC, max. 265 V)	On/Off Switch	0.3 lb (135 g)
025401-00	<--->		24-48 VDC (min. 20 VDC, max. 60 VDC)		
025410-00	<--->		100-240 VAC, 50/60 Hz (min. 90 VAC, max. 265 V)	PIR Motion sensor ¹	0.31 lb (140 g)
025411-00	<--->		24-48 VDC (min. 20 VDC, max. 60 VDC)		
025400-01	<--->	Screw Mount	100-240 VAC, 50/60 Hz (min. 90 VAC, max. 265 V)	On/Off Switch	0.3 lb (135 g)
025401-01	<--->		24-48 VDC (min. 20 VDC, max. 60 VDC)		
025410-01	<--->		100-240 VAC, 50/60 Hz (min. 90 VAC, max. 265 V)	PIR Motion sensor ¹	0.31 lb (140 g)
025411-01	<--->		24-48 VDC (min. 20 VDC, max. 60 VDC)		

¹Passive Infrared (PIR) motion sensor is factory preset to turn the light OFF six minutes after all action ceases.

Dimensions:


Inches [mm]






Enclosure Accessories - LED Light Accessories

Power cable with input connector and wire leads



244357



244361

Part Number	Price	Description	Length	Voltage	Color
244357	<--->	Connection cable 2 x 16 AWG with input connector	6.5 ft (2.0 m)	AC	Connectors: white; Cable: white
244361	<--->	Connection cable 2 x 16 AWG with input connector		DC	Connectors: blue; Cable: white

Extension cable with 2 connectors for daisy chain (input & output) connection



244357



244361

Part Number	Price	Description	Length	Voltage	Color
244359	<--->	Extension cable 2 x 16 AWG with 2 connectors	3.2 ft (1.0 m)	AC	Connectors: white; Cable: white
244363	<--->	Extension cable 2 x 16 AWG with 2 connectors		DC	Connectors: blue; Cable: white

Power Input and Output Connectors (Field Wireable)



264057 and 264058



264059 and 264060

Part Number	Price	Description	Voltage	Color
264057	<--->	Input connector	AC	White
264058	<--->	Output connector		
264059	<--->	Input connector	DC	Blue
264060	<--->	Output connector		