



# Fuse Modules

Please note: \$US prices shown  
For current \$AUD visit [www.directautomation.com.au](http://www.directautomation.com.au)

Fuse modules provide fuse protection for PLC output devices. Use with Do-more, CLICK, DL05/06/205/305/405 PLCs.

Modules mount on 35mm DIN rail (part #DN-R35S1) or 15mm DIN rail (part #DN-R15S1).



**ZL-RFU20**



**ZL-RFU40**

Specifications								
Fuse Modules	Part #	Pcs/ Pkg	Price/Pkg	Weight (lbs)	Part #	Pcs/ Pkg	Price/Pkg	Weight (lbs)
	<u>ZL-RFU20</u>	1	\$146.00	0.79	<u>ZL-RFU40</u>	1	\$238.00	1.10
Description 4	16-point fuse connector module				32-point fuse connector module			
Operation Voltage	0–250 VAC/0–75 VDC 1				0–30 VDC			
UL Rated Current	1A per point				0.3 A per circuit 2			
Maximum Current per Circuit	2A				0.4 A			
Maximum Current per Module	32A				20A			
Number of Circuits	16				32			
Field to Logic Side Isolation	1800VAC applied for 1 second							
Insulation Resistance	>10MΩ @ 500VDC							
Surrounding Temperature Range	32 to 140°F (0 to 60°C)							
Terminal Block Contacts	Copper alloy, tin-lead plated							
Wire Range (Rated Cross Section) 3	12–24 AWG Solid or Stranded Copper Conductor (2.5 mm²)							
Wire Strip Length	0.24–0.27 in (6–7 mm)							
Screw Torque	4.4 in-lbs (0.5 N·m)							
Fuses (Not Included)	Sixteen 5x20 mm, 250V, 2 Amp fast blow				Thirty-two 5x20 mm, 250V, 0.4 Amp fast blow			
Replacement Fuse	See Edison 5x20 mm Glass Fuse Section range up to a Max. 2 Amp fuse				See Edison 5x20 mm Glass Fuse Section range up to a Max. 0.4 Amp fuse			
Connector Type	Molex Micro-Fit 3.0, 24 pin connector Example receptacle 43020-2400, Pins 43031 Series, Male				3M 34000 Series IDC Connector, strain relief is required to latch to header. Example: Socket 3417-7640, Strain relief 3448-3040			
Connecting Cables (Sold Separately)	Click on link: <a href="#">Wiring Selection Guides</a> . Click on link: <a href="#">Connection Cable Specifications Tables</a> .							
Cable/Wire Clearance	0.5 in (12.7 mm) Required							
Mounting Restrictions	None							
Approvals	File # E200031 UL, cUL, Class 1, Division 2, Groups A,B,C,D Hazardous Locations, CE, EN 61131-2:2007							

1 UL rated 0–75 VDC applies when using a DC rated fuse (not supplied), example: Littelfuse 217 series.

2 Use Class 2 power supply - This refers to the **ZL-RFU40** only.

3 Use conductors rated 60°/75°C

4 Connecting cables are for internal wiring only.

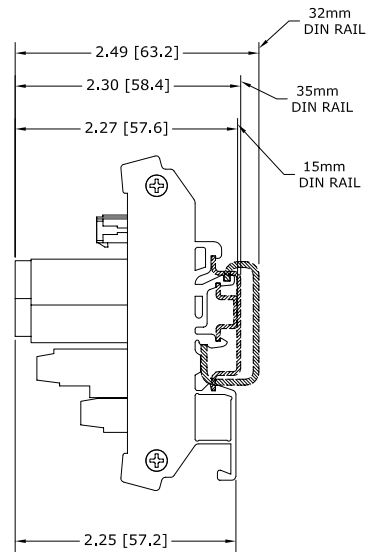
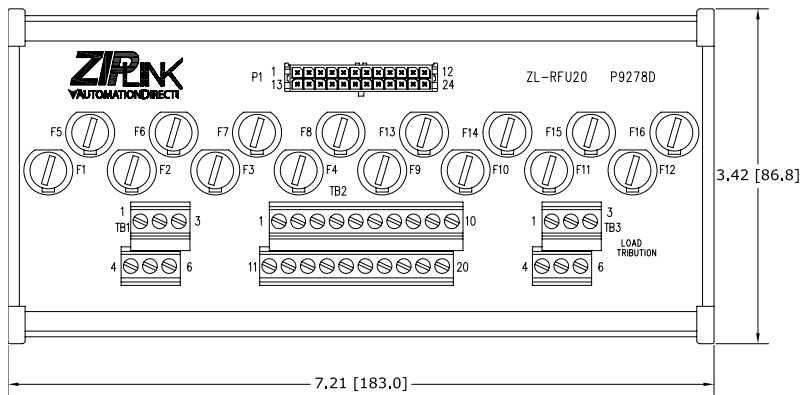


**Note:** See wiring details and dimensional drawings on our Web site at:  
<http://www.automationdirect.com/static/manuals/ziplinks/ziplinks.html>.

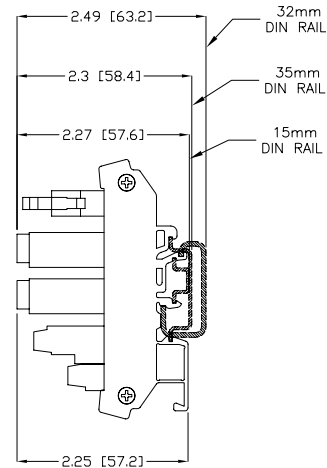
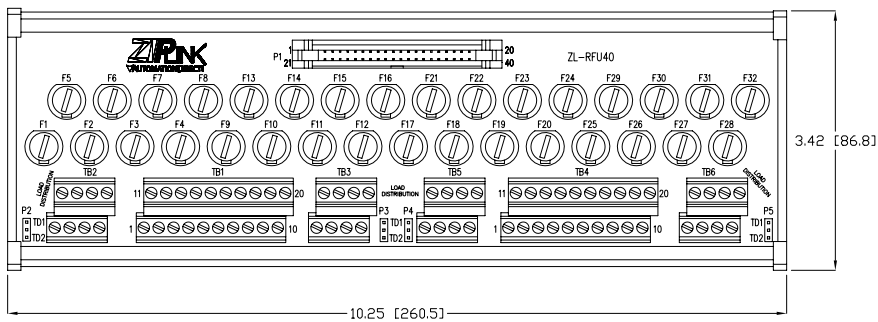


# Module Dimensions

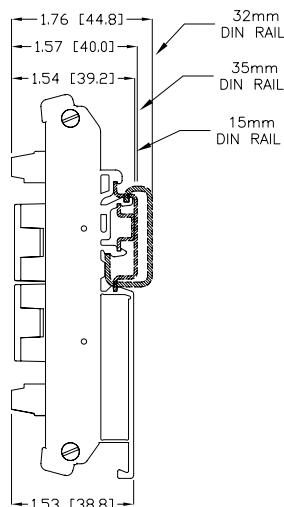
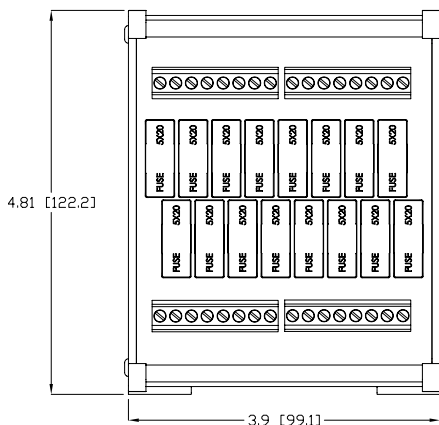
## ZL-RFU20



## ZL-RFU40



## ZL-FUSE-16



Note: Dimensions shown in Inches [mm]

